



New York's Sustainable Streets







A GREENER, GREATER NEW YORK





WORLD CLASS STREETS: REMAKING NEW YORK CITY'S PUBLIC REALM


NEW YORK CITY DEPARTMENT OF TRANSPORTATION



World Class Streets:

Remaking New York City's Public Realm











Weekly Consumer Expenditure by Mode

On foot - £91

Car - £64

Bus - £63

Other (taxi, cycle...) - £56

Train/tube - £46







GOOD BREATH
ed Fresh Breath

PHORA
125 Square

SEPHORA

STARBUCKS
COFFEE

EARLIER IN AUDIO AND VIDEO

JVC JVC

ASDA

News Co

Panas

F WAL

YAF

4

NYO





84% more people engage in stationary activities (e.g. reading, eating, taking photographs) in Times and Herald Squares



42% of NYC residents surveyed in Times Square say they shop in the neighborhood more often since the changes



70% of theatre goers say the
plazas have had a positive
impact on their experience







Pedestrian volumes up in
both Herald and Times
Squares



AVERAGE ASKING RENT: SELECTED MAJOR RETAIL CORRIDORS AVAILABLE GROUND FLOOR SPACE ONLY

	Spring	Fall	Spring	% Change	% Change
	2010	2009	2009	From Fall	From Spring
				2009	2009
EASTSIDE					
Madison Ave: 57 - 72 St	\$960	\$919	\$979	5%	-2%
Third Ave: 60 - 72 St	\$267	\$261	\$275	2%	-3%
East 86 St: Lexington Ave - 2nd Ave	\$325	\$363	\$400	-10%	-19%
WESTSIDE					
Broadway: 72 - 86 St	\$291	\$285	\$293	2%	-1%
Columbus Ave: 66 - 79 St	\$243	\$229	\$257	6%	-5%
MIDTOWN					
East 57 St: 5 Ave - Park Ave	N/A	\$600	\$600	0%	0%
Fifth Ave: 42 - 49 St	\$425	\$457	\$615	-7%	-31%
Fifth Ave: 49 - 59 St	\$2,300	\$2,050	\$1,631	12%	41%
Broadway & 7 Ave: 42 - 47 St	\$1,400	\$821	\$941	71%	49%
MIDTOWN SOUTH					
Flatiron					
Fifth Ave: 14 - 23 St	\$285	\$255	\$285	12%	0%
Herald Square					
West 34 St: 5 - 7 Ave	\$500	\$421	\$508	19%	-2%
DOWNTOWN					
Meatpacking					
14 St: 9 - 10 Ave	\$375	\$375	\$417	0%	-10%
Financial District					
Broadway: Battery Park - Chambers St	\$135	\$189	\$251	-29%	-46%
SoHo					
Broadway: Houston - Broome St	\$563	\$483	\$452	16%	24%
West Village					
Bleeker St: 7 Ave South - Hudson St	\$456	\$352	\$528	30%	-14%
UPPER MANHATTAN					











NYC DOT bicycle
counts 2007-2009:

↑ 66%

Annual NYC cycling
injuries 2000-2008:




50%









Company executives said the city's recent push to encourage bike commuting and a culture of outdoor activity pushed the decision over the line.

Fordham Road Bx 12 Results:

- Travel times down 24%
- Ridership up 30%
- Customer satisfaction at 98%









- www.nyc.gov/dot
- www.facebook.com/NYCDOT
- twitter.com/NYC_DOT

